

Kyoto

Sightseeing by Bicycle

Tips for Safe, Fun Cycling

🚲 Sightseeing by bicycle has tons of perks! 🚲

- 1 Experience the culture and beauty of Kyoto up close**
Go cycling at your own pace, taking in the sights while getting up close and personal with the culture and beauty of Kyoto.
- 2 Efficiently travel around the flat and compact city**
Surrounded by mountains, the city's terrain is largely flat. Many historical buildings, such as shrines, temples, and old townhouses, as well as arts and culture facilities, are packed into a compact area, making cycling an ideal way to get around.
- 3 No need to worry about public transport or traffic jams**
Cycling makes sightseeing a breeze, with no need to worry about public transport departure times, transfers or traffic jams.

Search for rental cycle services →

Find the safest and most trusted rental cycle services authorized by the Kyoto City government.



Search for bicycle parking facilities →

Find bicycle parking facilities within the city.



For a fun, safe experience sightseeing by bicycle Please follow the cycling rules!

Cycle on the left side of the road



Stay on the left side of the road, and follow the arrow markers on the road indicating where and in which direction to cycle. Do not cycle against the flow of traffic.



Arrow marker

Pedestrians have priority on sidewalks



"Bicycles permitted on sidewalk" signs mean you may cycle on the sidewalk while giving pedestrians priority. Cycle carefully and slowly past pedestrians.



"Bicycles permitted on sidewalk" sign

Stop at intersections



Accidents are common at intersections. Stop at intersections to make sure it's safe.



Stop sign

Wear a helmet



Both adults and children should wear helmets.



Children riding with you also must wear a helmet!

Prohibited actions

There are penalties for violating these rules.




Cycling without a cycle light

At night, make your presence known to others with lights and reflective devices.



Carrying an open umbrella

Carrying an umbrella throws off your balance and leads to crashes. On rainy days, wear rain gear.



Using a phone while cycling

Using your phone and cycling while distracted is dangerous not only for you, but for those around you.



Cycling with two people on one bicycle

You are likely to lose your balance, landing your passenger or others in an accident.



Cycling under the influence of alcohol

Cycling under the influence of alcohol impedes judgment and leads to accidents.




Wearing headphones

Cycling with headphones on makes you unaware of your environment.



Cycling side-by-side


Cycle in a single-file line and look forward.



100 Second Explanation of Kyoto Cycling Rules

This video will explain everything in this pamphlet in 100 seconds. Please watch it!

https://kyoto-bicycle.com/en/rental_search#rules



Some helpful articles all about sightseeing by bicycle

Article ① Cycling rules



Article ② Cycling in Central Kyoto



Article ③ Cycling in Western Kyoto



Article ④ Cycling in Eastern Kyoto



Kyoto City official sites and more



Kyoto City cycling site

https://kyoto-bicycle.com/en/rental_search

Get tons of info on cycling in Kyoto, such as where to find bicycle parking facilities and authorized rental cycle services.



Kyoto Official Travel Guide

<https://kyoto.travel/en/>

Learn all about sightseeing in Kyoto.



KYOTO Wi-Fi

<https://kyoto.travel/en/info/maps-apps/tools.html>

Anyone can use this service for free.



Map of cycling restrictions and bicycle parking in central Kyoto

There are certain areas of the city where cycling is not allowed depending on the time of day.

Park your bicycle in a cycle parking facility and enjoy a walk!



Times when bicycles are not allowed on the street

All day (24 hours)

13:00~24:00

7:00~20:00

8:00~21:00

13:00~5:00

10:00~5:00

10:00~24:00

P Bicycle parking

R Rental cycle services.

Check on Google Maps



Parking bicycles on roads is prohibited.

The removal and storage fine is

3,500yen



自転車等 撤去強化区域

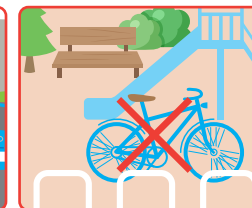
Bicycles parked on public roads may be removed. This will result in a removal and storage fine of 3,500 yen per a bicycle. This is heavily enforced over **almost the entire city**, including roads and parks. Use bicycle parking close to your destination.



Sidewalks



Roads



Parks