

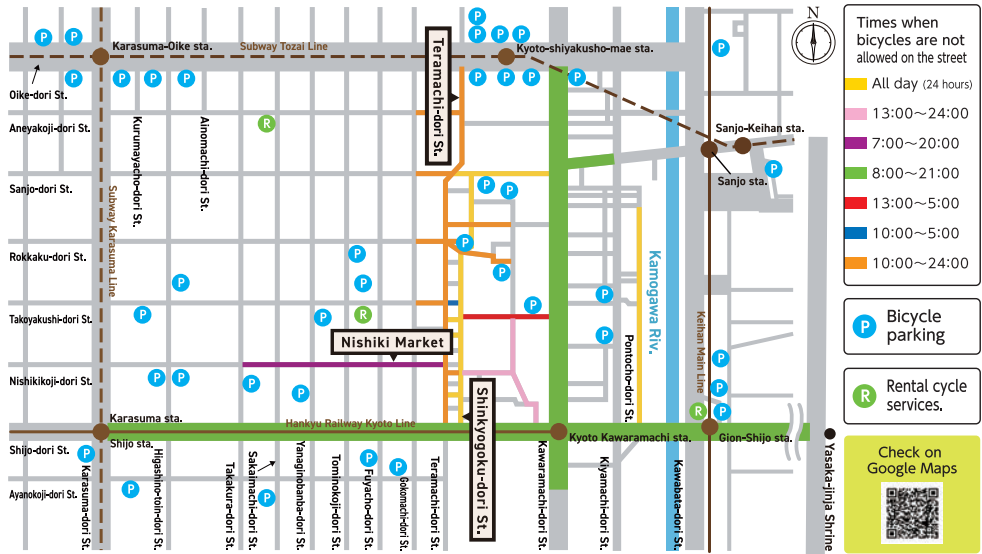
Enjoy Bicycling life in Kyoto



How to Ride Your Bicycle Safely

There are certain areas of the city where cycling is not allowed depending on the time of day. Park your bicycle in a cycle parking facility and enjoy a walk!

Map of cycling restrictions and bicycle parking in central Kyoto



- Times when bicycles are not allowed on the street
- All day (24 hours)
 - 13:00~24:00
 - 7:00~20:00
 - 8:00~21:00
 - 13:00~5:00
 - 10:00~5:00
 - 10:00~24:00

- Bicycle parking
 - Rental cycle services
- Check on Google Maps



100 Second Explanation of Kyoto Cycling Rules

This video will explain everything in this pamphlet in 100 seconds. Please watch it!
https://kyoto-bicycle.com/en/rental_search#rules



Some helpful articles all about sightseeing by bicycle

- Article ① Cycling rules
- Article ② Cycling in Central Kyoto
- Article ③ Cycling in Western Kyoto
- Article ④ Cycling in Eastern Kyoto

Kyoto City Printed Matter No.043195 issued in March 2023
 Kyoto City Construction Bureau Bicycle Policy Promotion Office,
 Kyoto City International Foundation

Site to learn about bicycle policy in Kyoto City.

京都市サイクルサイト (Kyoto City Cycle Site)




01



Riding bicycles in Japan... There are different rules

Before you read this leaflet, please note:

1. Pedestrians walk on the right side and cars drive on the left in Japan. Bicycles are treated as regular cars. Ride them on the left side! (P2)
2. Pedestrian roads are for pedestrians
On pedestrian roads which you are allowed to ride a bicycle ride at a slow speed so that you can stop immediately. If you think it is dangerous to ride a bike on such a road, get off and push your bicycle. (P3)
3. Basically, "Park your bicycle in bicycle parking lots".
It is strictly prohibited to park bicycles on a road.
The authorities may remove them. (P4)




02



Bicycles are regarded as regular cars (in principle) Ride on the left side of road

Bicycles must be ridden
on the road with cars (in principle).

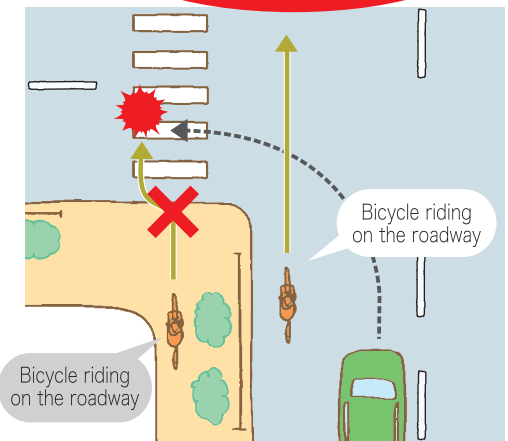
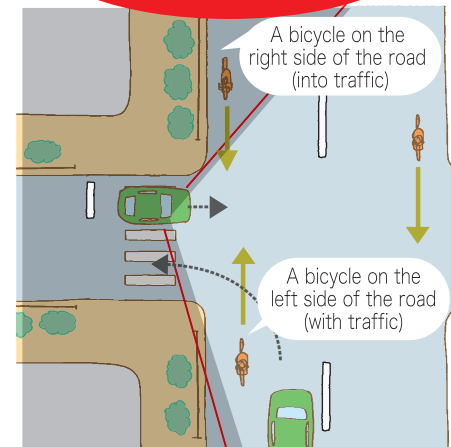
Ride on the left side of roadway.



Bicycles on the right side of the road are difficult for drivers to see.

DANGER!

A bicycle on a pedestrian road is difficult for drivers to see.



03



Same as in most countries, including Japan

Pedestrian roads are for pedestrians.

Sometimes, you may ride bicycles on selected pedestrian roads in Japan when...

- ① there is a sign allowing it.
- ② if you are under 13 years of age or over 70 years, or physically challenged.
- ③ riding a bicycle on the road is dangerous (parked cars, construction work, etc.)

If you cause an accident on a pedestrian road, the responsibility lies heavily with the bicycle rider.

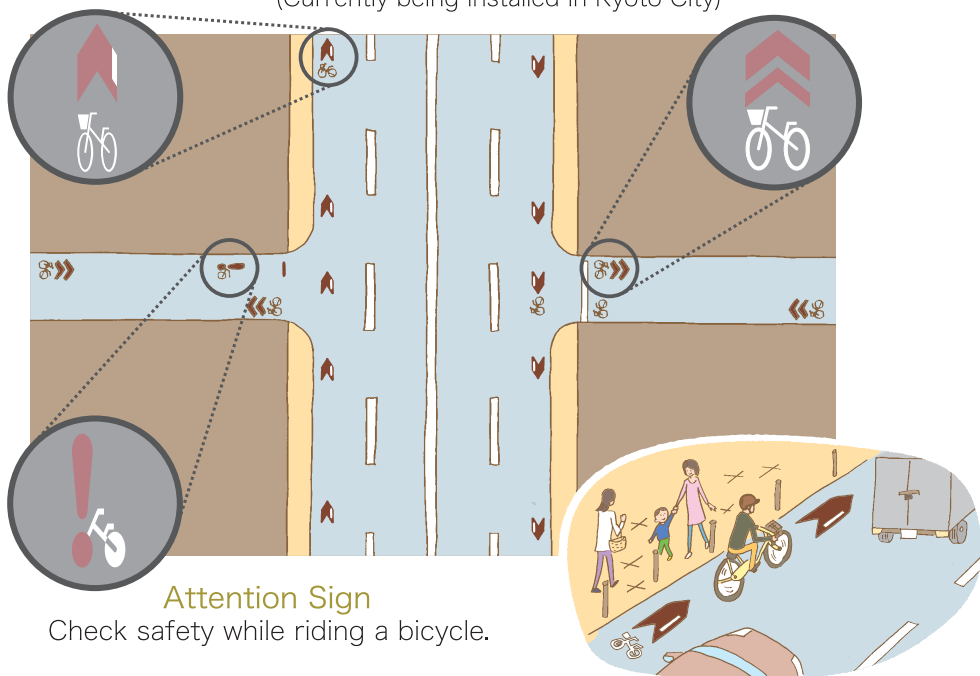
Signs for permission of regular bicycle riding



- * Ride at slow speed on the roadway side.
- * Push your bicycle in crowded areas.
- * Keep your distance from pedestrians.

On a roadway, follow the arrow shaped marks

(Currently being installed in Kyoto City)



Attention Sign

Check safety while riding a bicycle.

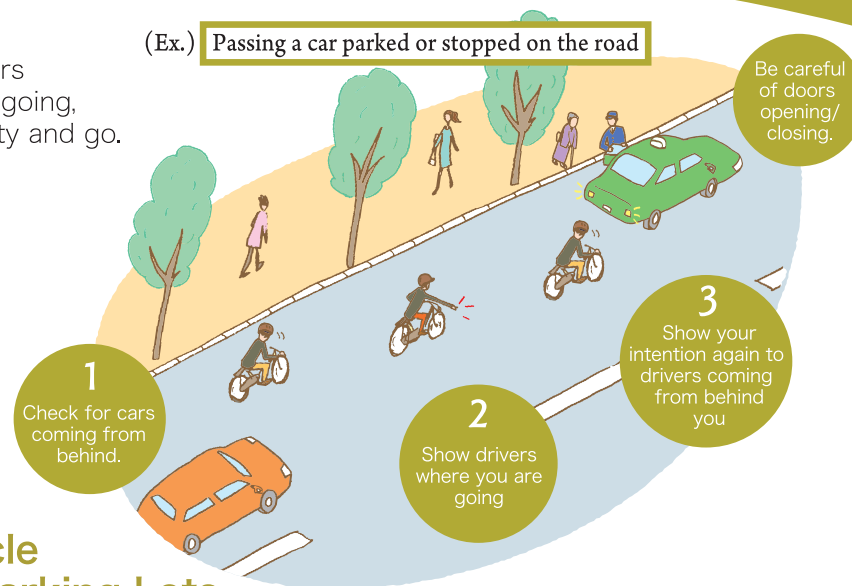
04



Show Drivers Your Intentions & Do Not Park Your Bicycle in a Troublesome Manner

Show car drivers where you are going, check for safety and go.

(Ex.) Passing a car parked or stopped on the road



Use Bicycle Parking Lots

Even when you are parking for a short time, doing so on a regular road or pedestrian road makes it subject for removal.

If your bicycle is legally removed, you'll be charged 3,500 yen for removal and storage (as of March 2023).



This sign shows that the place is subject to parked bicycle removal.

Internet search for bicycle parking lots (Japanese)

駐輪場 Navi

Search

(Bicycle parking lot Navigation)



05



Various Rules of Bicycle Riding

You must protect yourself

Stop



If you don't, you can be imprisoned for up to 3 months or fined up to 50,000 yen.

Turn light/s on at night




If you don't, you can be fined up to 50,000 yen.

Wear helmets



Don't use a mobile/smart phone while bicycle riding



If you do, you can be fined up to 50,000 yen.

Don't use earphones while bicycle riding



If you do, you can be fined up to 50,000 yen.

Don't ride a bicycle when you are drunk



If you do, you can be imprisoned up to 5 years or fined up to 1 million yen.

Don't ride your bicycles side by side



If you do, you can be fined up to 20,000 yen.

Don't piggyback while riding a bicycle



If you do, you can be fined up to 20,000 yen.

Don't use an umbrella while bicycle riding



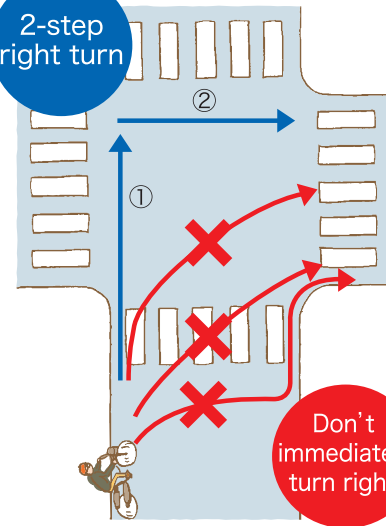
If you do, you can be fined up to 50,000 yen.

06

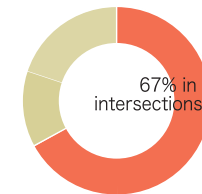


Know How Accidents Occur & Buy Insurance

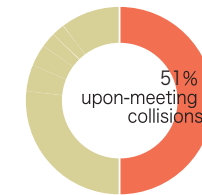
2-step right turn



Characteristics of bicycle accidents in Kyoto City



About 70% occur in intersections
Even if there is no traffic light, stop before you enter any intersection.



About 50% are upon-meeting collisions
Many accidents occur, even on narrow roads.

Source: Kyoto Prefectural Police (2021)



At an intersection with traffic lights,

- Go straight when the light turns GREEN.
- Change direction to the right and go when it turns GREEN.

CAUTION!

If you do something unsafe, you are subject to attending a class and/or paying a fine

A bicycle rider who has committed an "unsafe act", such as ignoring traffic lights and stop signs twice in a 3 year span, must take the Class for Bicycle Riders. If you don't take the class, you will have to pay a fine (of up to 50,000 yen).

Buy Bicycle Insurance

Starting in April of 2018, bicycle riders in Kyoto City are required to buy bicycle insurance. In preparation for any possible accidents, you must be covered by bicycle insurance.

For more information about bicycle insurance, [075-222-3565](tel:075-222-3565)